

# Inductive sensor

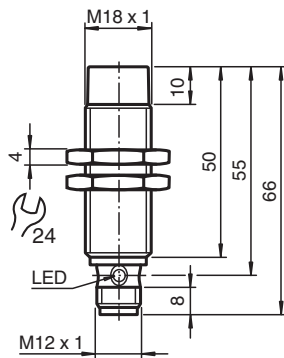
## NBN8-18GS50-Z4L-V1



- 8 mm non-flush
- 2-wire DC sensor with minimum off-state current
- Switching status indicator, yellow LED
- Stainless steel housing



### Dimensions



### Technical Data

General specifications		
Switching function		Normally open (NO)
Output type		Two-wire with minimum off-state current
Rated operating distance	$s_n$	8 mm
Installation		non-flush
Output polarity		DC
Assured operating distance	$s_a$	0 ... 6.48 mm
Actual operating distance	$s_r$	7.2 ... 8.8 mm
Reduction factor $r_{AI}$		0.4
Reduction factor $r_{Cu}$		0.35
Reduction factor $r_{304}$		0.7
Output type		2-wire
Nominal ratings		
Operating voltage	$U_B$	4 ... 30 V
Switching frequency	$f$	0 ... 500 Hz
Hysteresis	$H$	1 ... 10 typ. 5 %
Reverse polarity protection		yes

Release date: 2022-07-13 Date of issue: 2022-07-13 Filename: 323676-0011\_eng.pdf

Refer to "General Notes Relating to Pepperl+Fuchs Product Information".

Pepperl+Fuchs Group  
www.pepperl-fuchs.com

USA: +1 330 486 0001  
fa-info@us.pepperl-fuchs.com

Germany: +49 621 776 1111  
fa-info@de.pepperl-fuchs.com

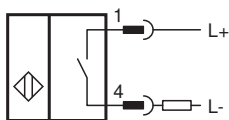
Singapore: +65 6779 9091  
fa-info@sg.pepperl-fuchs.com

**PF** PEPPERL+FUCHS

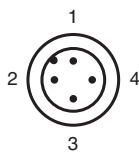
## Technical Data

Short-circuit protection		pulsing
Voltage drop	$U_d$	$\leq 4$ V
Operating current	$I_L$	2 ... 30 mA
Lowest operating current	$I_m$	2 mA
Off-state current	$I_r$	$\leq 200$ $\mu$ A
Switching state indicator		Multihole-LED, yellow
<b>Functional safety related parameters</b>		
MTTF <sub>d</sub>		1581 a
Mission Time (T <sub>M</sub> )		20 a
Diagnostic Coverage (DC)		0 %
<b>Compliance with standards and directives</b>		
Standard conformity		
Standards		EN 60947-5-2:2007 EN 60947-5-2/A1:2012 IEC 60947-5-2:2007 IEC 60947-5-2 AMD 1:2012
<b>Approvals and certificates</b>		
UL approval		cULus Listed, General Purpose, Class 2 Power Source
CCC approval		CCC approval / marking not required for products rated $\leq 36$ V
<b>Ambient conditions</b>		
Ambient temperature		-25 ... 70 °C (-13 ... 158 °F)
Storage temperature		-40 ... 85 °C (-40 ... 185 °F)
<b>Mechanical specifications</b>		
Connection type		Connector plug M12 x 1 , 4-pin
Housing material		Stainless steel 1.4305 / AISI 303
Sensing face		PBT
Degree of protection		IP67
Mass		57 g
<b>General information</b>		
Scope of delivery		2 self locking nuts in scope of delivery

## Connection



## Connection Assignment



## Connection Assignment

Wire colors in accordance with EN 60947-5-2

1	BN	(brown)
2	WH	(white)
3	BU	(blue)
4	BK	(black)

## Accessories

	<b>BF 18</b>	Mounting flange, 18 mm
	<b>V1-W-2M-PUR</b>	Female cordset single-ended M12 angled A-coded, 4-pin, PUR cable grey
	<b>V1-G-2M-PUR</b>	Female cordset single-ended M12 straight A-coded, 4-pin, PUR cable grey

Release date: 2022-07-13 Date of issue: 2022-07-13 Filename: 323676-0011\_eng.pdf

Refer to "General Notes Relating to Pepperl+Fuchs Product Information".